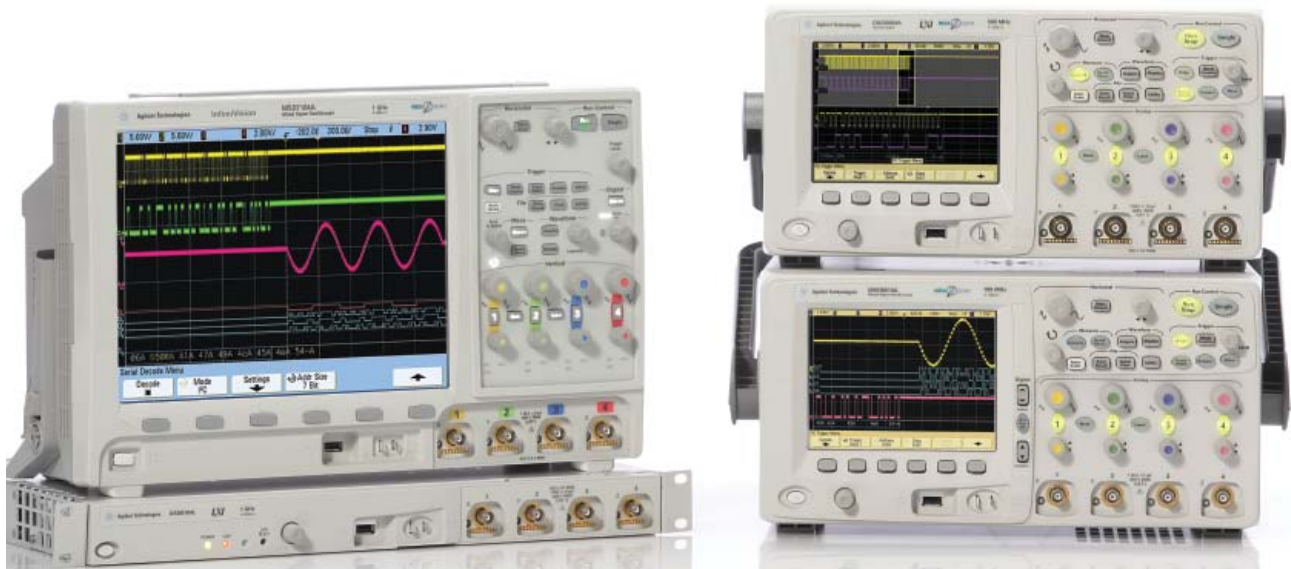


# Making High-Resolution Frequency Measurements with Agilent InfiniiVision Oscilloscopes

Application Note 1581



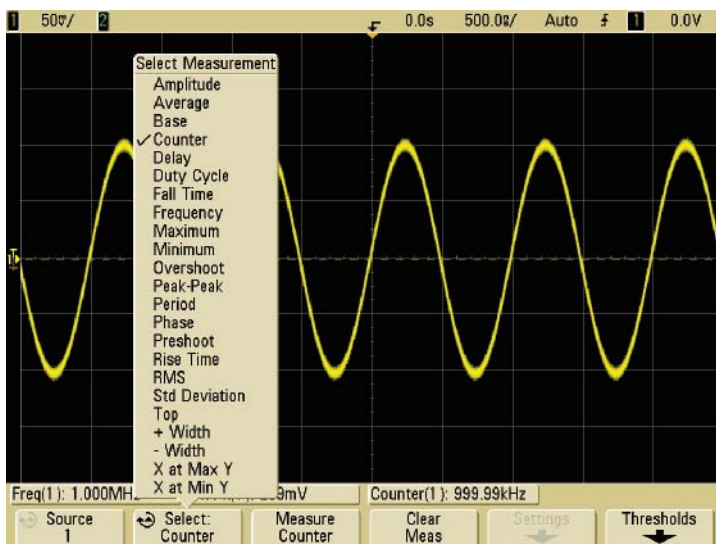
Oscilloscope users often need to make higher-resolution frequency measurements than their conventional oscilloscope is designed to handle. Most digital oscilloscopes available today are capable of making only about 4-digit frequency measurements. If you need to make higher-resolution frequency measurements, you can use a universal frequency counter such as the Agilent Technologies

53131A. Frequency counters can make much more accurate frequency measurements with frequency resolution typically up to 12 digits, and they offer a complete set of test and analysis features. In this application note, we examine an alternative to making frequency measurement with up to 8 digits of resolution using the built-in counter function on the InfiniiVision oscilloscopes.

### Standard 5-digit resolution

The Agilent InfiniiVision Series oscilloscopes come with an internal hardware counter to accommodate accurate, high-resolution frequency measurements. The scope counter measurement provides 5 digits of resolution, which gives you approximately 5 digits of accuracy. This feature allows you to make much more accurate frequency measurements on signals. Five digits is one part in one hundred thousand, or about 0.001% of the displayed number. Relative to the standard frequency measurement of the

oscilloscope based on the delta time measurement of the digitized waveform samples, the counter measurement accuracy is much less dependent on the time base settings and the sample rate of the on-screen measurement. The frequency measurement is most accurate when one cycle occupies the whole screen. The scope's counter measurement itself is designed to be very easy to use. It uses the trigger level of the scope as the trigger level for the counter. The measurement is invoked and displayed like any other oscilloscope measurement.



**Figure 1. Agilent InfiniiVision oscilloscopes come with an internal 5-digit hardware counter to accommodate accurate, high-resolution frequency measurements.**

### Up to 8 digit resolution with external time base

If you use an external 10-MHz reference, the counter is as accurate as the externally fed 10-MHz signal, and the measurement resolution is increased. The 10-MHz REF BNC connector on the rear panel is provided so you can supply a more accurate clock signal to the scope.

To drive the scope's time base from an external clock reference, connect a 10-MHz square or sine wave reference signal to the 10-MHz REF BNC input on the rear panel and go to the **Utility > Options > Rear Panel** menu and select **Ref signal mode to 10 MHz input**. The working 10-MHz input voltage is 180 mV to 1 V in amplitude, with a 0-V to 2-V offset. To get the highest resolution, the time/div setting should be at 200 mS/div or slower. With this setting, the resolution is increased to up to 8 digits, which is what would be displayed if you used an external 10-MHz reference. When the internal reference is used (Ref signal mode is set to off), the scope displays counter measurement in 5 digits. The counter measurements can measure frequencies up to the bandwidth of the scope. The minimum frequency supported is 1/(2x gate time).

The Agilent 33250A function/arbitrary waveform generator has more accurate 3-ppm time base output. So any test set up



**Figure 2. If an external 10-MHz reference is used, the counter is as accurate as the externally fed 10-MHz signal and the measurement resolution is increased to up to 8 digits.**

or bench with both a 33250A and InfiniiVision scope can get much improved counter measurements from the scope if the time base is supplied by the function generator. Also, the scope time base is then exactly matched to the stimulus, so you can delay out 1,000 cycles of an arbitrary waveform and be sure you are in the right place.

#### Accuracy

Basically, the counter measurement with the InfiniiVision oscilloscope is as accurate as the time base reference that is used. The 6000 Series oscilloscope's time base uses a built-in 10-MHz reference that has an accuracy of 15 ppm

or 0.0015%. This means that the number we display is within 0.0015% of the actual number. If you are measuring a 66,667-Hz signal using the scope's counter measurement, you are measuring the signal with approximately 1-Hz accuracy.

$$66,667 \text{ Hz} \times 15 \text{ ppm} (0.0015\%) = \pm 1.000005 \text{ Hz}$$


If you use the 33250A function/arbitrary waveform generator reference (3 ppm), the measurement accuracy is increased.

$$66,667 \times 3 \text{ ppm} (0.0003\%) = \pm 0.200001 \text{ Hz}$$

### Driving an external frequency counter

To make even more accurate frequency measurements, you can make a coordinated frequency measurement with the InfiniiVision oscilloscope and an external frequency counter. You can select either Source Frequency or Source Frequency/8\* to be output at the trigger out BNC connector on the rear panel of the oscilloscope. In this mode, the trigger out BNC is connected to the output of the trigger comparator. In other words, the comparator output of input signals is present at the trigger out terminal, so you can connect the trigger out of the scope and the input of an external frequency counter to make higher accuracy/resolution frequency measurements on the counter while the signal waveform is monitored on the scope. This is a particularly useful application when it comes to making crystal oscillator frequency measurements in the manufacturing test environment.

\* Source Frequency/8 mode is available on the InfiniiVision 300-MHz to 1-GHz scope models.



**Figure 3.** To make even more accurate frequency measurements, you can make a coordinated frequency measurement with the InfiniiVision oscilloscopes and an external frequency counter.

### Conclusion

For frequency measurements with increased resolution on the Agilent InfiniiVision oscilloscopes, try using a built-in 5-digit hardware counter measurement. The counter resolution can be increased up to 8 digits with an external 10-MHz reference.

### Related Literature

Publication Title	Publication Type	Publication Number
<i>Agilent InfiniiVision 5000 Series Oscilloscopes</i>	Data sheet	5989-6110EN
<i>Agilent 6000 Series Oscilloscopes</i>	Data sheet	5989-2000EN/EUS
<i>Agilent InfiniiVision 7000 Series Oscilloscopes</i>	Data sheet	5989-7736EN

## Agilent Email Updates

[www.agilent.com/find/emailupdates](http://www.agilent.com/find/emailupdates)

Get the latest information on the products and applications you select.

## Agilent Direct

[www.agilent.com/find/agilentdirect](http://www.agilent.com/find/agilentdirect)

Quickly choose and use your test equipment solutions with confidence.

## Agilent Open

[www.agilent.com/find/open](http://www.agilent.com/find/open)

Agilent Open simplifies the process of connecting and programming test systems to help engineers design, validate and manufacture electronic products. Agilent offers open connectivity for a broad range of system-ready instruments, open industry software, PC-standard I/O and global support, which are combined to more easily integrate test system development.

## LXI

[www.lxistandard.org](http://www.lxistandard.org)

LXI is the LAN-based successor to GPIB, providing faster, more efficient connectivity. Agilent is a founding member of the LXI consortium.

Windows® is a U.S. registered trademark of Microsoft Corporation.

## Remove all doubt

Our repair and calibration services will get your equipment back to you, performing like new, when promised. You will get full value out of your Agilent equipment throughout its lifetime. Your equipment will be serviced by Agilent-trained technicians using the latest factory calibration procedures, automated repair diagnostics and genuine parts. You will always have the utmost confidence in your measurements.

Agilent offers a wide range of additional expert test and measurement services for your equipment, including initial start-up assistance onsite education and training, as well as design, system integration, and project management.

For more information on repair and calibration services, go to

[www.agilent.com/find/removealldoubt](http://www.agilent.com/find/removealldoubt)

## [www.agilent.com](http://www.agilent.com)

For more information on Agilent Technologies' products, applications or services, please contact your local Agilent office. The complete list is available at:

[www.agilent.com/find/contactus](http://www.agilent.com/find/contactus)

### Phone

#### Americas

Canada	(877) 894-4414
Latin America	305 269 7500
United States	(800) 829-4444

#### Asia Pacific

Australia	1 800 629 485
China	800 810 0189
Hong Kong	800 938 693
India	1 800 112 929
Japan	81 426 56 7832
Korea	080 769 0800
Malaysia	1 800 888 848
Singapore	1 800 375 8100
Taiwan	0800 047 866
Thailand	1 800 226 008

#### Europe

Austria	0820 87 44 11
Belgium	32 (0) 2 404 93 40
Denmark	45 70 13 15 15
Finland	358 (0) 10 855 2100
France	0825 010 700
Germany	01805 24 6333* *0.14€/minute
Ireland	1890 924 204
Italy	39 02 92 60 8484
Netherlands	31 (0) 20 547 2111
Spain	34 (91) 631 3300
Sweden	0200-88 22 55
Switzerland	(French) 44 (21) 8113811 (Opt 2)
Switzerland	(German) 0800 80 53 53 (Opt 1)
United Kingdom	44 (0) 7004 666666

Other European countries:  
[www.agilent.com/find/contactus](http://www.agilent.com/find/contactus)

Revised: March 23, 2007

Product specifications and descriptions in this document subject to change without notice.

© Agilent Technologies, Inc. 2001, 2008  
Printed in USA, April 3, 2008  
5989-5526EN



**Agilent Technologies**